



St Michael's
L U T H E R A N C H U R C H



A JOURNEY THROUGH HOLY WEEK

Faith Formation happens in a multitude of ways and settings for all ages. With this resource, St. Michael's equips families of all shapes and sizes to dive deeper into Holy Week.

Included are the "Road through Jerusalem" sticker activity set, corresponding videos and activities, and our Holy Week schedule at St. Michael's.

Table of Contents

Overview & Worship	1
Palm Sunday	2
Maundy Thursday.....	3
Good Friday.....	4
Easter Vigil.....	5
Easter	5
Communion Bread Recipe	6

We would love to see your faith formation at home! Use the hashtag: #stmholyyweek22 or tag us on Instagram @stmichaelselca

Overview

Go to St. Michael's Webpage under Children Youth and Family Ministries or Scan the QR Code provided. You can watch corresponding videos for each day.



Worship Schedule:

			
HOLY WEEK AT ST. MICHAEL'S			
PALM SUNDAY APRIL 10 8:45A.M. & 11:00 A.M.	MAUNDY THURSDAY APRIL 14 12:00 P.M. & 7:00 P.M.	GOOD FRIDAY APRIL 15 7:00P.M.	EASTER SUNDAY APRIL 17 8:45A.M. & 11:00A.M.

Palm Sunday

Palm



Read your Spark Bible.....page 454

Activity:

Decorate Your Door

In our tradition at St. Michael's we use palms to wave around to remember and celebrate the time Jesus rode into Jerusalem on a donkey. Other places in the world gather flowers, tree branches, etc. from their own back yard to wave instead of palm branches. Go on a walk and see what you can find in your neighborhood you could use to decorate your door for Palm Sunday. If there isn't much in bloom, decorate your door with paper flowers!

Pictured left is St. Michael's companion church to Iglesia Luterana Agustina La Santa Cruz de la Esperanza (Holy Cross of Hope Luthern Church) in Cimiento, Guatemala. The church's door is decorated similar to what Palm Sunday décor would look like.



Be sure to watch the video with Natalie and complete your stickers for the day!

Post pictures of your activities using the hashtag: #stmholyweek22

Maundy Thursday

Washing of Feet




Read your Spark Bible.....page 462

Activity:

Hand Washing

After watching the video, get a small bowl of water and a towel. Wash each other's' hands. If you're alone, put mediation music and wash your own hands. Notice what you can do with your hands. Talk about the way you can serve others.

Communion



Read your Spark Bible.....page 462

Activity:

Communion Bread


Prior to the pandemic, St. Michael's had their own communion bread made by a group of volunteers. Take a look in your packet for the recipe and make your own!

Be sure to watch the video with Pastor Brad and complete your stickers for the day!

Post pictures of your activities using the hashtag: #stmholyweek22

Good Friday

Rooster



Read your Spark Bible.....page 468

Activity:

Egg-and-Spoon Race

Each player gets a spoon and an egg (hardboiled or plastic). Each team must carry their egg on their spoon from the starting line to a turnaround point and back again. Then, the egg is passed off to a teammate who takes their turn. If the egg is dropped, the player must stop and retrieve it.

Cross



Read your Spark Bible.....page 476

Activity:

Resistance Painting (part 1)

Take a piece of white card stock paper and make a design of a cross with the black glue. Let dry overnight.

Be sure to watch the video with Pastor Ali and complete your stickers for the day!

A video of your egg race using the hashtag:
[#stmholyweek22](#)

Easter Vigil

Heart



Read your Spark Bible.....page 476-481

Activity:


Resistance Painting (Part 2)

Make sure your black glue is dry from your cross craft. Use watercolors to paint the inside or around your cross.

Be sure to watch the video with Natalie and complete your stickers for the day! Post your complete project using the hashtag: [stmholyweek22](#)

Easter

Sunrise



Read your Spark Bible.....page 482

Activity:

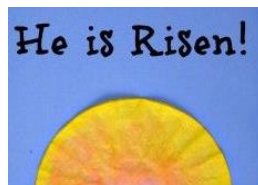
Sunrise

Take a coffee filter and washable markers. Make a design to create a sun. Take a wet paint brush or spray bottle with water and watch as the colors from your marker bleed together to make your sunrise!

Be sure to watch the video with Pastor Ali and complete your stickers for the day!

Post your complete project using the hashtag:

[#stmholyweek22](#)



Communion Bread Recipe

Sift dry ingredients 3 times:

- 2 cups whole wheat flour
- 1 cup white flour
- 1 & 1/4 heaping teaspoon baking powder
- 1 & 1/4 teaspoon salt

Cut in oil: 1 Tablespoon + 1 teaspoon oil

Mix water & sweetener. Add & mix well.

- 3/4 cup + 2 Tablespoons very hot water
- 3 Tablespoons honey
- 3 Tablespoons molasses

Dough should be sticky

Divide and roll 1/4 inch thick circles

Mark with cross

Bake at 350o for 10 minutes

Remove and brush with oil

Bake an additional 5—8 minutes more at 350o

Cool

Yields approximately 4 loaves 8" round

**Hint from experienced bakers: knead dough and then let it rest before rolling. Each batch makes four loaves.

From Luther Seminary

